

YEAR 10

STUDY SUPPORT

Introduction

This booklet is intended to supplement information your son/daughter will already have received from departments regarding particular courses.

We have concentrated on three elements for every subject:

- Controlled Assessments/Coursework
- Tips for success
- Extra support available

We would welcome your suggestions for other information we could provide (in writing to Mr C Hyde).

Thank you for your support in trying to ensure your child achieves his/her full potential over Years 10 and 11.

SB Campbell
Head Teacher

ART DEPARTMENT



COURSEWORK

TASK(S)	DEADLINE(S)	% of overall GCSE grade
<p>Coursework Portfolio – on-going throughout Year 10 and up to the start of the official examination in January 2015.</p> <p>Mock examination will be started in September 2014.</p>	<p>Portfolio update - January 2015.</p> <p>Mock examination marked as a finished project – 2nd week in January 2015.</p>	60%

CONTROLLED ASSESSMENTS

TASK(S)	DATE(S)	% of overall GCSE grade
GCSE question paper – issued Year 11 – January 2015.	In January 2015 – staff discuss and explain the papers/questions fully. Students choose one question from approximately seven to study for their examination unit.	40%
Examination preparation time.	<p>From examination distribution – middle of March 2015.</p> <p>Exploration of images, ideas, artist research.</p> <p>Developing ideas for a 10 hour piece of work based on their starting point (question).</p>	
Official examination (total of 10 hours).	Extended sessions during Art Examination week – usually last week in March (depending on Easter dates).	

TOP TIPS

1. Complete all homework set promptly and to the best of your ability; it is all worth marks.
Take good quality photographs of your selected theme as often as you can.
2. Research and collect images and ideas by other artists and photographers.
Their work will provide inspiration and ideas you can use in your own artwork.
3. Try and attend extra sessions after school at least once a month.

EXTRA SUPPORT

Support Available	When	Where	Contact
After school workshop sessions - help advice and workshop time.	Tuesday and Thursday 3.15pm – up until 5pm (can stay half an hour/ hour/or till 5pm).	Art 1/Art 3	Mr Sutcliffe Miss Hewitt
Additional help and support.	Monday-Thursday lunchtimes		

EXAMINATION DATES

YEAR 10	Summer 2014 internal examination – usually a two to three hour observational drawing.
YEAR 11	<p>Mock examination runs from September through to the end of January 2015.</p> <p>Actual GCSE examination – 10 hours – completed during Art Examination Week – last week in March 2015 (depending on Easter dates).</p>

BUSINESS STUDIES DEPARTMENT



CONTROLLED ASSESSMENTS

TASK(S)	DATE(S)	% of overall GCSE grade
Unit A291 Students have to provide advice for a new business. Students carry out three investigations: <ul style="list-style-type: none"> • Recommend whether a business should go ahead • Recommend and justify a pricing strategy • Recommend a product or service range for a business and the place a business should operate in. 	Preparation begins in June of Year 10 and the controlled assessment is completed by the end of November of Year 11.	25%

TOP TIPS

1. Read over lesson notes and relevant textbook units after each lesson to ensure you have understood the topic.
2. Know how to act upon command words eg discuss, explain, and learn how to evaluate and analyse as these skills receive more marks in examinations.
3. Read and watch items on the news or in newspapers about business and current affairs. Be prepared to discuss current business issues in lessons.

EXTRA SUPPORT

Support Available	When	Where	Contact
ICT facilities and staff help.	Lunchtimes. After school sessions by arrangement with Head of Department.	IT4	Mr Hind Mrs Tomlinson Miss Blackie

EXAMINATION DATES

YEAR 11	May/June of Year 11 Unit A292 (25%). May/June of Year 11 Unit A293 (50%).
---------	--

DESIGN AND TECHNOLOGY DEPARTMENT



CONTROLLED ASSESSMENTS

TASK(S)	DATE(S)	% of overall GCSE grade
All D&T subjects – Food, Textiles, Product Design, Systems and Control (UNIT 2).	Controlled Assessment starts in Year 10. Completed by early March in Year 11. Approximately 45 hours. Topic chosen from set examination board tasks.	60%

TOP TIPS

1. Meet ALL intermediate deadlines as set by your subject teacher.
2. Be absolutely prepared to work independently at times.
3. Listen to and act on the regular feedback on your work in order to improve.

EXTRA SUPPORT

Support Available	When	Where	Contact
After school Controlled Assessment sessions for UNIT 2.	End of Year 10, summer term 2014 then continuing throughout Year 11.	Individual technology rooms.	Mr Dunford Mrs White
Board Works Interactive PowerPoints and online resources to aid revision. Specific staff support materials including revision resources for UNIT 1.	1 st March onwards 2013 – UNIT 1 pre-release material available for students to aid revision. Key revision sessions – after school. Master blaster revision session immediately prior to UNIT 1 examination.		Subject specific staff

EXAMINATION DATES

YEAR 10	No examinations.
YEAR 11	May/June 2015 for Food, Textiles, Product Design, Systems and Control – UNIT 1.

DESIGN AND TECHNOLOGY DEPARTMENT

BTEC FIRST CERTIFICATE HEALTH AND SOCIAL CARE



COURSEWORK – forms 100% of assessment for this certificate to achieve 30 credits.

	Unit 1 Human Development	Unit 2 Care Values	Unit 3 Effective Communications	Unit 4 Influences on Health	Unit 5 Promoting Health	Unit 7 Equality and Diversity	Unit 8 Individual Rights	Unit 9 Healthy Living
Number of pieces of coursework.	Exam	Two	Three	Three	Two	Two	Two	Exam
Weighting of total GLH credits out of 240 GLH.	30	30	30	30	30	30	30	30
Final completion dates.	January 2014 Resit June 2014	Approx January 2014	Approx May 2014	Approx April 2014	Approx April 2014	Approx February 2015	Approx December 2014	January 2015 Resit June 2015
Summary of coursework.	<ul style="list-style-type: none"> • One to one and group presentations. • Role play observation records and video recordings. • Long essays. • Reports. • PowerPoints. • Information booklets. • Posters and displays. • Health Plan. 							
	This vocational course will allow students to apply theory covered in class to real life situations in health and social care settings using a range of presentation styles to provide evidence for a pass, merit or distinction level of attainment matching BTEC criteria. Forms a solid platform to progress onto level 3 courses.							

TOP TIPS


1. Keep all eight units of work in separate sections in your file and pupil ICT area. Bring file, pen drive and textbook to all lessons.
2. To prevent falling behind with coursework spend one hour per week on homework for each current unit studied. Two – two and a half hours per week maximum.
3. Access ICT versions of your own assessment evidence for homework via VLE following school provided instructions to carefully save new work whilst ensuring all initial drafts are well presented and meet marking criteria on the **first** draft.

EXTRA SUPPORT

Support available	When	Where	Contact
Lunchtime and after school club. Detailed assessment guide sheets with deadlines for each assignment. Samples of other pupils' assignments and awarded grade.	Tuesday to Thursday. Catch-up days may be arranged during February half term, Easter and May half term. At the start of each unit of work.	DT3 or ICT room DT3 or ICT room In school only	Mrs White Mrs White and individual unit teacher Class teacher

DESIGN AND TECHNOLOGY DEPARTMENT

BTEC LEVEL 2 FIRST CERTIFICATE IN ENGINEERING



COURSEWORK

Pupils must complete the two core units, two additional mandatory units, and a choice of optional specialist units to reach a total of 240 GLH.

Edexcel BTEC Level 1/Level 2 First Certificate in Engineering				
Unit	Core Units	Assessment Method	Guided Learning Hours	Credits
1	The Engineered World	External test	30	5
2	Investigating an Engineered Product	Internal	30	5
Mandatory Units				
9	Interpreting and Using Engineering Information	External test	30	5
10	Mathematics in Engineering	Internal	30	5
Optional Units				
3	Health and Safety in Engineering	Internal	30	5
5	Engineering Materials	Internal	30	5
6	Computer-aided Engineering	Internal	30	5
7	Machining Techniques	Internal	60	10
8	Electronic Circuit Design and Construction	Internal	60	10
12	Engineering Design	Internal	30	5
13	Engineering Assembly	Internal	30	5

TOP TIPS

1. Keep your written diary or record of work up to date, with entries at least every two or three weeks. Photographic evidence is required to support your assessment so be prepared to photograph every step of your practical processes.
2. Regularly use your copy of Techsoft 2D design drawing software at home to improve your drawing skills and interpretation of a variety of technical drawings.

EXTRA SUPPORT

Support Available	When	Where	Contact
Lunchtime or after school clubs to ensure that all coursework is completed before the deadline.	By arrangement with the individual teacher.	DT 8 or DT 9	Mr Meek or Mr Stonehouse

EXAMINATION DATES

YEAR 11	Unit 1 is an onscreen test taken in January or June of Year 11 Unit 9 is a written paper taken in January or June of Year 11.
---------	--

ENGLISH DEPARTMENT



CONTROLLED ASSESSMENTS

TASK(S)	DATE(S)	% of overall GCSE grade
ENGLISH LANGUAGE Unit 2 English Language Speaking + Listening – three tasks	June/July Year 10	N/A
Unit 3 English Language – Creative Writing	September/October Year 11: 4 hours	15%
Unit 3 – English Language – Spoken Language	June Year 9: 3 hours	10%
Unit 3 – English Language – Extended Reading	March Year 10: 3 hours	15%
ENGLISH LITERATURE Unit 3 English Literature – Shakespeare + Literary Heritage	October Year 10: 4 hours	25%
Unit 2 English Speaking + Listening – 3 tasks	June/July Year 10	N/A
Unit 3 English – 3 tasks	Autumn Year 10 Spring Year 10 Autumn Year 11	40%

TOP TIPS

1. Craft and shape writing for emphasis as well as accuracy.
2. Sustain analysis in literature.
3. Always relate Purpose to Audience to Form.

EXTRA SUPPORT

Support Available	When	Where	Contact
Coursework Club	Wednesday/Friday 3.15pm – 4.30pm.	Library	Mrs Grehan-Bradley
Revision Days	Adjacent holidays to relevant examinations.		Mrs Grehan-Bradley

EXAMINATION DATES

YEAR 11	Summer – Literature Unit 1 (40%), Literature Unit 2 (35%) English Language/English Unit 1 60%
---------	--



GEOGRAPHY DEPARTMENT

CONTROLLED ASSESSMENT

TASK	DEADLINE(S)	% of overall GCSE grade
<p>As a group we will collect primary data on a topic set by the AQA examination board. This will take place at the beginning of the Autumn term in Year 11. Students will plan their data collection techniques and carry this out on the River Wear.</p> <p>The Controlled Assessment will be written up under five sections</p> <ul style="list-style-type: none"> • Introduction • Methodology • Data presentation (maps, graphs and statistics) • Data Interpretation and Conclusion – what do the graphs show and why? • Evaluation. 	<p>Year 11 September.</p> <p>All tasks are completed in lesson time (two out of three lessons per week) under limited or high exam conditions. No work can be completed outside of the allocated hours. It is essential that students attend every lesson so not to miss sections of the examined Controlled Assessment.</p> <p>September 2014 September/October 2014 October/November 2014</p> <p>November 2014</p> <p>January 2015</p> <p>The AQA examination board has allocated 20 hours for this to happen. If students miss lessons this time cannot be re-allocated.</p>	<p>25%</p>

TOP TIPS

1. Respond to teachers' advice and comments on all pieces of work.
2. Learn key terms and try to use them effectively in all written work.
3. Learn specific details relating to each case study so that they can be applied in longer answer responses.

EXTRA SUPPORT

Support Available	When	Where	Contact
Support is always available from class teachers or Head of Department as and when necessary.	Whenever pupils request help or when teachers deem it appropriate.	HU 1, HU 3 or HU 5	Head of Department or class teacher.

EXAMINATION DATES

YEAR 11	September – December The Controlled Assessment write up is under examination conditions. May – June (Paper 1 Physical Units and Paper 2 Human Units).
---------	---

HISTORY DEPARTMENT



CONTROLLED ASSESSMENT

TASK	DEADLINE(S)	% of overall GCSE grade
<p>This is Unit 4 based on 20th Century Russia. Teaching of the material and preparation for the Controlled Assessment will take place in class.</p> <p>The task takes the form of three pieces of work</p> <ul style="list-style-type: none"> - Two essays - Response to source material. <p>When the assessment questions and source material is released from the board the students will have the following two weeks to complete the tasks. This will take place under examination conditions in lesson time.</p>	<p>Work undertaken between Summer 2014 – March 2015</p> <p>Write up of part A – July 2014.</p> <p>Write up of part B – September 2014.</p> <p>Write up of part C – February/March 2015</p>	25%

TOP TIPS

1. Always carefully plan essays before writing them, to ensure you have plenty of factual detail and the necessary analysis/links.
2. Always question everything you read – the writer could be biased or unreliable.
3. Always show both viewpoints when you are asked a question which requires an opinion.

EXTRA SUPPORT

Support Available	When	Where	Contact
Revision Guide provided by class teacher.	Throughout Years 10 and 11.		Class teacher or Mrs Morrey
Homework club.	Monday lunchtimes.	HU2	
History surgery.	Wednesday after school (during Year 11).	HU2	Mrs Morrey/Mrs Logie

EXAMINATION DATES

YEAR 11	<p>May/June Unit 1 International Relations.</p> <p>May/June Unit 3 Weimar and Nazi Germany.</p> <p>May/June Unit 3 Britain in World War I</p>
---------	---



ICT DEPARTMENT – GCSE

CONTROLLED ASSESSMENTS in Year 10

TASK(S)	DATE(S)	% of overall GCSE grade
Controlled Assessments	Begins September 2013 and continues for 40 hours	60%

EXTERNAL EXAMINATION in Year 11

TASK(S)	DATE(S)	% of overall GCSE grade
Written Examination Paper	May/June 2015	40%

TOP TIPS

1. Thoroughly source all of your ideas and points.
2. Present valid and unbiased arguments.
3. Research all of the latest technologies.

EXTRA SUPPORT

Support Available	When	Where	Contact
After school examination revision.	Wednesday night	IT4	Miss Maughan

EXAMINATION DATES

YEAR 10	Controlled Assessments only – 40 hours
YEAR 11	1 hour 30 minutes examination May/June 2015

ICT DEPARTMENT

Cambridge National Certificate in ICT



COURSEWORK – three units of coursework will be completed over the course of Key Stage 4.

EXAMINATION – A written paper which is set and marked by OCR will be undertaken in the Summer Examination Series 2014.

	R001 Understanding Computer Systems	R002 Using ICT to create business solutions	R005 Creating an interactive product using multimedia components	R007 Creating dynamic products using sound and vision
Number of pieces of coursework.	Three units of coursework will be completed throughout the course and will be graded on pass, merit and distinction criteria. Each unit of coursework is out of 60 marks and coursework will be internally and externally moderated over the course of Key Stage 4.			
Examination.	R001 Understanding Computer Systems is a written examination which is set and marked by OCR. Students will complete this examination in the Summer of 2014. The paper is one hour and is marked out of 60. The theory for this examination will be covered in class and revision materials will also be provided for this examination.			
Final completion date.	Several internal dates will be issued throughout the course for coursework which will be moderated internally on the dates issued and externally moderated by OCR. All coursework units to be moderated. Final marks to board for R002 2014, R005 2015, R007 2015.			
Summary of coursework.	<ul style="list-style-type: none"> • Learn to select the most appropriate software to complete tasks. • Use software tools to handle data and communicate information for a range of business purposes. • Complete worksheets linked with the scenario provided. • Produce a variety of products that would be used within a business. • Produce an interactive product for a given scenario. • Hand drawn designs. • Written plans. • Produce digital images. • PowerPoints. 			
	<p>“The Cambridge Nationals in ICT will equip learners with sound ICT skills for everyday use and provide opportunities to develop in context those desirable, transferable skills such as planning, research and analysis, working with others or communicating technical concepts effectively.” (Cambridge Nationals 2012)</p> <p>Students will apply the theory covered in class to the scenarios provided to produce a range of products that could be used within organisations.</p>			

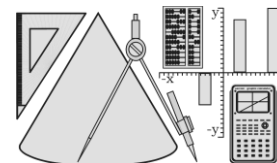
TOP TIPS

1. Keep all three units of coursework in your folder in separate plastic wallets and ensure you have your folder in all lessons.
2. Ensure that your revision materials are in order and kept in a separate folder to your coursework.
3. To prevent falling behind with coursework spend one hour per week on homework for each current unit studied.
4. To achieve the best possible marks in your summer examination you should attend all revision classes made available to you and complete all revision tasks provided.
5. Use the VLE to access your work at home to ensure that all tasks are completed in full and are well presented and meet the marking criteria set.

EXTRA SUPPORT

Support available	When	Where	Contact
Lunchtime	Monday to Friday	IT2	Miss Ingamells
After School	Wednesday	IT2	Miss Ingamells

MATHEMATICS DEPARTMENT



TOP TIPS

1. Complete one past paper a week in the run up to the examination – your teacher will give you these. If you find you struggle on a particular topic you could also complete exercises from your textbook to target your revision. Regular practice is the key to success!
2. Learn to use your calculator efficiently. If you are unsure ask your teacher.
3. Learn all the basic formulae for area, perimeter, volumes, Pythagoras and trigonometry.
4. Use www.mathswatchvle.com to revise topics you struggle with. Your teacher will highlight these to you in their feedback.

EXTRA SUPPORT

Support Available	When	Where	Contact
Maths Surgery – bring your past papers or homework to get help.	Tuesday and Thursday after school 15.15pm – 16.25pm.	Ma6	Mrs Morton
www.mymaths.co.uk www.mathswatchvle.com	Anytime.	Online revision	Login: leonards Password: thirteen Centre id: stleonards Login: school username Password: thirteen
Revision Booklets.	Given to pupils in summer term.	Maths Classroom	Mrs Morton or Mathematics teacher
1:1 support.	When a referral is made to Head of Department.	Ma6	Mrs Morton

EXAMINATION DATES

YEAR 11	Two examinations, one non-calculator and one calculator in May/June 2015.
---------	---

MODERN FOREIGN LANGUAGES DEPARTMENT



CONTROLLED ASSESSMENTS

TASK(S)	DATE(S)	% of overall GCSE grade
Spoken assessment	January to February half-term 2014	15%
Written assessment	May half-term to July of Year 10 2014	15%
Spoken assessment	October half-term – Christmas Year 11 2014	15%
Written assessment	October half-term to Christmas 2014	15%

TOP TIPS

1. Learning vocabulary and structures regularly.
2. Using verb charts to help with tenses and irregular verbs.
3. Looking over the previous lesson's work before the next one to ensure understanding.
4. Keeping up to date with all homework tasks.

EXTRA SUPPORT

Support Available	When	Where	Contact
Support is always available from class teachers or Miss Field as and when necessary.	Whenever pupils request help or when teachers deem it appropriate.	Languages office.	Miss Field or classroom teacher.

EXAMINATION DATES

YEAR 11	May/June 2015.
---------	----------------

MUSIC DEPARTMENT



COURSEWORK

TASKS	DEADLINE(S)	% of overall GCSE grade
One composition	March 2014 (controlled conditions)	20%
One composition	December 2014 (controlled conditions)	20%
One solo performance	March 2014	20%
One ensemble performance	March 2015	20%

TOP TIPS

1. Read about and listen regularly to the set works, using your listening books and study guides. Try the practice questions!
2. Regular practice on your instrument, including the development of technique, through studies, scales and arpeggios.

EXTRA SUPPORT

Support Available	When	Where	Contact
Extra instrumental practice.	Daily.	Practice rooms	Mr Grehan-Bradley Mr Gomez Gil
Composition practice, using <i>Sibelius 7</i> .	After school and lunchtimes.	MUI	Mr Grehan-Bradley Mr Gomez Gil

EXAMINATION DATES

YEAR 10	Spring Term 2014 for composition 1. On-going performance assessment.
YEAR 11	Autumn Term 2014 for composition 2. On-going performance assessment. Listening examination May 2015.

PHYSICAL EDUCATION DEPARTMENT



COURSEWORK

TASK(S)	DEADLINE(S)	% of overall GCSE grade
Analysis of performance.	February of Year 11	12%
Personal Exercise Programme (part of the analysis of performance).	October of Year 11	

CONTROLLED ASSESSMENTS

TASK(S)	DATE(S)	% of overall GCSE grade
Practical Activities.	Half termly – best four activities to be selected before March of Year 11	48%

TOP TIPS

1. Ensure you are involved in sport competitively/representative in and outside of school.
2. Assist the PE Department with extra-curricular PE and become involved in leadership, officiating and coaching.
3. Watch sport on the TV and listen to the commentators who offer excellent analysis of performance; this will help you to give practical examples to back up the answers you give on an examination paper.
4. To cut down your revision for the final examination practise a summary on one page at the end of each topic. "Topic on a page".

EXTRA SUPPORT

Support Available	When	Where	Contact
Revision Classes	April – May.	Sports Hall	PE Department
1:1 Help	All year at lunchtimes.	Sports Hall	PE Department

EXAMINATION DATES

YEAR 10	Practical assessments half termly.
YEAR 11	Practical assessments half termly. Practical examination in March. Theory examination in May.

RELIGIOUS EDUCATION DEPARTMENT



TOP TIPS

1. Learn all 'Key' words and use them in your answers – they are 'key' to answering every question.
2. Use key words liberally in answers to questions.
3. Be able to give four reasons why a belief/action is important. These reasons can be used in "c" "b" and for one side of a "d" question.
4. Do not forget to include Roman Catholic Christianity in "d" questions.
5. Use revision guides effectively by reducing the topics in each module to four important points.

EXTRA SUPPORT

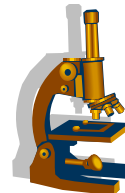
Support Available	When	Where	Contact
Re-sits of tests with guidance where students have underachieved.	Half termly.	RE Classrooms	Class teacher
Further re-sits with guidance of tests where students continue to underachieve.	Half termly.	RE 2	Head of Department
Revision Booklets at the end of each Unit with questions and answers.	Quarterly.	RE Department	Class teacher
Mentoring by Head and Second in Department after persistent underachievement.	When a referral is made by the class teacher.	RE 2/RE 5	Head of Department

Due to the new 'Linear' nature of the examination process there will be 'set' revision times throughout the two year course for both papers studied. These will be introduced at relevant intervals during the two years of the course to ensure continued revision and progression.

EXAMINATION DATES

YEAR 11	May 2014 GCSE Edexcel Units 3 and 10.
---------	---------------------------------------

SCIENCE DEPARTMENT: (Science A and Additional Science)



CONTROLLED ASSESSMENTS

TASK(S) (brief description)	DATE(S) (WINDOW)	% of overall GCSE grade
Science: ISA (practical test) done in class time and once per subject.	Dates to be determined based on titles of ISA released in 2014.	25% of Science GCSE
Additional Science ISA (practical test) done in class time and once per subject.	Dates to be determined based on titles of ISA released in 2014.	25% of Additional Science GCSE

TOP TIPS

1. Use the revision advice provided by the school to carry out regular weekly learning of the topics.
2. Use the glossary of terms to learn all the science specific terms in the 'How Science Works' practical ISA coursework.
3. Ensure that all work is up to date and review each internal test to make sure that areas targeted for improvement are learnt in greater detail.


EXTRA SUPPORT

Support Available	When	Where	Contact
Science staff (by previous request).	Break (short meeting). Lunchtime (longer meeting). After school.	Science staffroom	Individual teacher

EXAMINATION DATES

YEAR 11 Science A	May/June 2015 One combined examination paper covering Biology Units 1-3, Chemistry Units 1-4 and Physics Units 1-3. May/June 2015 One combined paper covering Biology Units 4-8, Chemistry Units 5-7 and Physics Units 4-5.
YEAR 11 Additional Science	May/June 2015 One combined examination paper covering Biology Units 1-4, Chemistry Units 1-3 and Physics Units 1-3. May/June 2015 One combined paper covering Biology Units 5-8, Chemistry Units 4-7 and Physics Units 4-6.

SCIENCE DEPARTMENT: (Triple Science)



CONTROLLED ASSESSMENTS in Years 10 and 11

TASK(S) (brief description)	DATE(S) (WINDOW)	% of overall GCSE grade
Science: ISA (practical test) done in class time and two per subject.	Dates to be determined based on titles of ISA released in 2014.	25% of Science GCSE

TOP TIPS

1. Use the revision advice provided by the school to carry out regular weekly learning of the topics.
2. Use the glossary of terms to learn all the science specific terms in the 'How Science Works' practical ISA coursework.
3. Ensure that all work is up to date and review each internal test to make sure that areas targeted for improvement are learnt in greater detail.

EXTRA SUPPORT

Support Available	When	Where	Contact
Science staff (by previous request).	Break (short meeting). Lunchtime (longer meeting.) After school.	Science staffroom	Individual teacher

EXAMINATION DATES

YEAR 11	May/June 2015 Three examination papers covering Biology 1, Chemistry 1 and Physics 1 May/June 2015 Three examination papers covering Biology 2, Chemistry 2 and Physics 2 May/June 2015 Three examination papers covering Biology 3, Chemistry 3 and Physics 3
---------	--

SCIENCE DEPARTMENT: (Vocational)



COURSEWORK

TASK(S) (brief description)	DEADLINE(S)
Principles of Applied Science Unit 2 – Chemistry and our Earth (25%) Unit 3 – Energy and our Universe (25%) Unit 4 – Biology and our Environment (25%)	April Year 10.
Application of Science Unit 5 – Application of chemical substance (25%) Unit 6 – Application of Physical Science (25%) Unit 7 – Health Application of Life Science (25%)	April Year 11.

TOP TIPS

1. Make sure that you complete all assignments as directed by your teacher.
2. Know the assessment objectives so that you cover all that is needed for the portfolios.
3. Try to complete the merit statements as well as the pass statements.

EXTRA SUPPORT

Support Available	When	Where	Contact
Science staff (by previous request).	Break (short meeting). Lunchtime (longer meeting). After school.	Science staffroom	Individual teacher

EXAMINATION TIPS

1. Produce revision notes for each topic.
2. Produce a glossary of the key words for each topic.

EXAMINATION DATES

YEAR 10	May/June 2015 Unit 1 – Principles of Science (25%)
YEAR 11	May/June 2015 Unit 8 – Scientific Skills (25%)

SOCIAL SCIENCE DEPARTMENT



TASK(S)	DEADLINE(S)
Unit 1 Studying Society Families and Households Education	June 2015 Year 11
Unit 2 Social Inequality Mass Media Crime and Deviance	June 2015 Year 11

TOP TIPS

1. Carefully read the command of the question.
2. Ensure that you can clearly define all sociological concepts.
3. Practise extended essay writing.
4. Deep process revision by using mind maps, quizzes, pictures etc.
5. Organise notes by topic and in a chronological order.

EXTRA SUPPORT

Support Available	When	Where	Contact
Mrs S Abbiss	Any lunchtime.	S1 or S2	Mrs Abbiss
Miss N Henderson	Monday, Thursday & Friday lunchtimes.	S1 or S2	Miss Henderson
Mrs S Hunter	Wednesday & Thursday lunchtimes	S1 or S2	Mrs Hunter

EXAMINATION DATES

YEAR 11	June Module 1 and Module 2
---------	----------------------------

SPECIAL EDUCATIONAL NEEDS DEPARTMENT



- Laptops are available to be borrowed from the Special Educational Needs department in certain circumstances. Contact Mr Capper.
- Staff are available from 8.15am in CY1/2 to assist with homework, organisation and offer study support. Homework Club runs Wednesday/Friday lunchtimes in Dt1.

COPE STUDENTS

TOP TIPS

1. Take pride in portfolio – neat and well presented.
2. Level 2 work must be independent – do not cut and paste from the Internet.
3. All work, missed through absence, must be made up.

EXTRA SUPPORT

Support Available	When	Where	Contact
Computer access available.	Lunchtime.	CY2	Mr Capper
Individual study support.	Lunchtime.	ENI	Any learning support assistant

EXAMINATION DATES

YEAR 11	Easter 2013 – files for moderating.
---------	-------------------------------------